



Solenoid valve 3/2 way N.C. Direct acting

31A1AR15-VORV

PRESENTATION:

Direct acting S.V. for interception of fluids compatible with the construction materials.

Minimum operational pressure is not required.

The materials used and the tests carried out ensure maximum reliability and duration.

USE: Hot water
Steam (180°C)

PIPES: subplate mounting

COILS: 8W - Ø 13
BDA - BSA 155°C (class F)
BDV 180°C (class H)

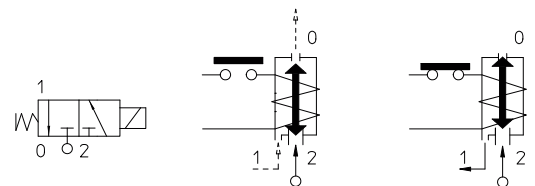
Max. allowable pressure (PS) 40 bar

Ambient temperature:

See coils catalogue page for its compatibility.



Gaskets	Temperature	Medium
R=RUBY	- 40°C + 180°C	Hot water, Steam



Pipe	Code	Max viscosity		Ø mm	Kv l/mn	Power watt	Pressure		
		cSt	°E				min bar	M.O.P.D. AC bar DC bar	
SUBPLATE MOUNTING	31A1A1R15-VORV	-	-	1,5*	1,4	8	0	15	15

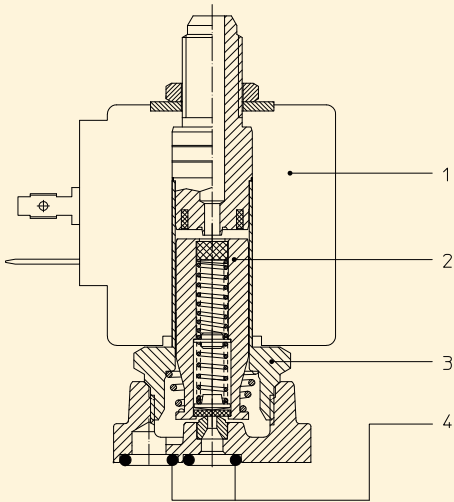
Note

* 3rd way exhaust= Ø 2,5 mm

Also available with brass body without lead.

The use of rigid sealings usually implies a slight leakage, limited within 2scc/min at the pressure of 1 bar. Available on request and with minimum quantities.

The "ODE" reserves the right to carry out technical and aesthetic modifications without prior notification.



MATERIALS:

Body	Brass - UNI EN 12165 CW617N
Armature tube	Stainless steel AISI series 300
Fixed core	Stainless steel AISI series 400
Plunger	Stainless steel AISI series 400
Phase displacement ring	Copper - Cu 99,9%
Spring	Stainless steel AISI series 300
Seal	R=RUBY
Orifice: Insert slot	Stainless steel AISI series 300

On request:

Connector	Pg 9 or Pg 11
Connector conformity	ISO 4400

SPARE PARTS:

Electrical conformity	IEC 335
Protection degree	IP 65 EN 60529 (DIN 40050) with coil fitted by connector.

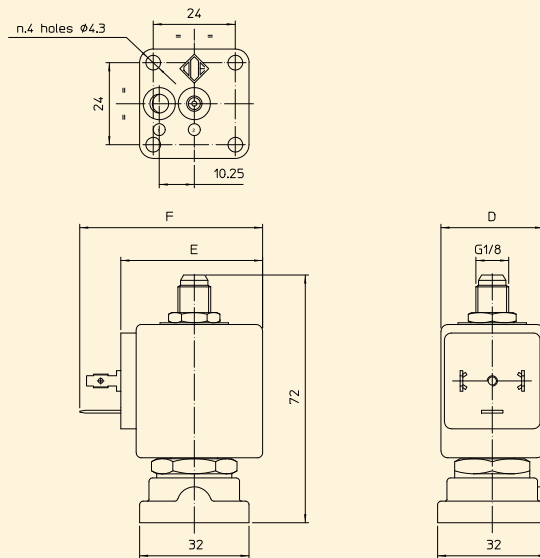
SPARE PARTS:

- 1. Coil:**
See coils list
- 2. Complete plunger:**
Code R450982
- 3. Complete armature tube:**
Code R450944
- 4. Gasket O-Ring:**
Code R990002/VV

KIT

KT130AR30-AV=2+3

DIMENSIONS:



COIL TYPE	POWER ABSORPTION			DIMENSIONS		
	W ---	Hold VA ~	Inrush VA ~	D mm	E mm	F mm
B	8	14,5	25	30	42	54